

Wheel-of-Phonics

A crucial step in learning to read (and write) is memorizing the sounds that correspond to different letters. And matching letters to objects whose names start with the letters' primary sounds is a time-tested way to do that. This sweet game gives kids a fun way to learn and practice letter sounds.

To get going, you'll need some cardboard to paste your printable on (an empty cereal box will work) and 12 clothespins. If you don't have clothespins handy, binder clips or oversized paper clips can work too.

PREPARATION

Print and cut out the wheels and pictures. Then paste the wheels onto cardboard and cut around them. This is to make your Wheel-of-Phonics sturdy. Next, glue the pictures onto the clothespins. Let them dry.

HOW TO PLAY

Put the clothespins with pictures that match the first wheel next to that wheel. (See the "Matches" list below for a quick reference.) Set the other wheel and its matching clothespins aside. With your child, review the names and sounds of each letter on the first wheel.

Then invite your child to match the pictures to the letters that represent their starting sounds. When they find a match, they can clip the clothespins onto the wheel.


If they don't know what something is, or they're calling it by a different name that doesn't match the letter on the wheel (for example, "bunny" instead of "rabbit"), gently help them come up with the matching name.


When your child has mastered the first wheel, move on to the second. You can also adapt this activity as your child's knowledge grows, by helping them match middle or ending sounds (for example, matching pig to I or nest to T).


There's also a third, blank wheel that you can fill in yourself with letters from your child's name, letters they're working on learning, or even letter combinations (like TH or BL). This way you can customize the game to what your child knows and what they need to practice. Just remember that in this case you'll need to make the pictures for the clothespins yourself (or cut some from magazines).









Have fun!









LETTER MATCHES LIST

Wheel 1 Matches:

E – egg, T – tiger, M – mouse, P – pig, A – apple, N – nest

Wheel 2 matches:

H – hat, S – sun, D – dog, O – octopus, R – rabbit, C – cat